# Key Summary of reports collected from Hyderabad since 2012

Record Count
198

## Breakdown of incidents by location

| | area | Record Count |
|---|---|---|
| 1. | Khairtabad | |
| 2. | Subhash Nagar | |
| 3. | Himayatnagar | |
| 4. | Uppal | |
| 5. | Chanda Nagar | |
| 6. | Kukatpally | |
| 7. | Hyderabad | |
| 8. | Ghansi Bazaar | |
| 9. | Mehdipatnam | |
| 10. | Basheer Bagh | |
| 11. | Begumpet | |

1 - 100 / 102

## Breakdown of incidents by Incident category

| | Category | Count |
|---|---|---|
| 1. | Ogling/Facial Expressions/Staring | 54 |
| 2. | Commenting/Sexual Invites | 53 |
| 3. | Touching /Groping | 52 |
| 4. | Stalking | 37 |
| 5. | Physical assault | 26 |
| 6. | Taking photos without permission | 22 |
| 7. | Indecent Exposure/Masturbation in ... | 17 |
| 8. | Online Harassment | 16 |
| 9. | Chain Snatching/Robbery | 14 |
| 10. | Others | 11 |
| 11. | Domestic Violence | 10 |

1 - 14 / 14

## Number of cases according to hour of the day

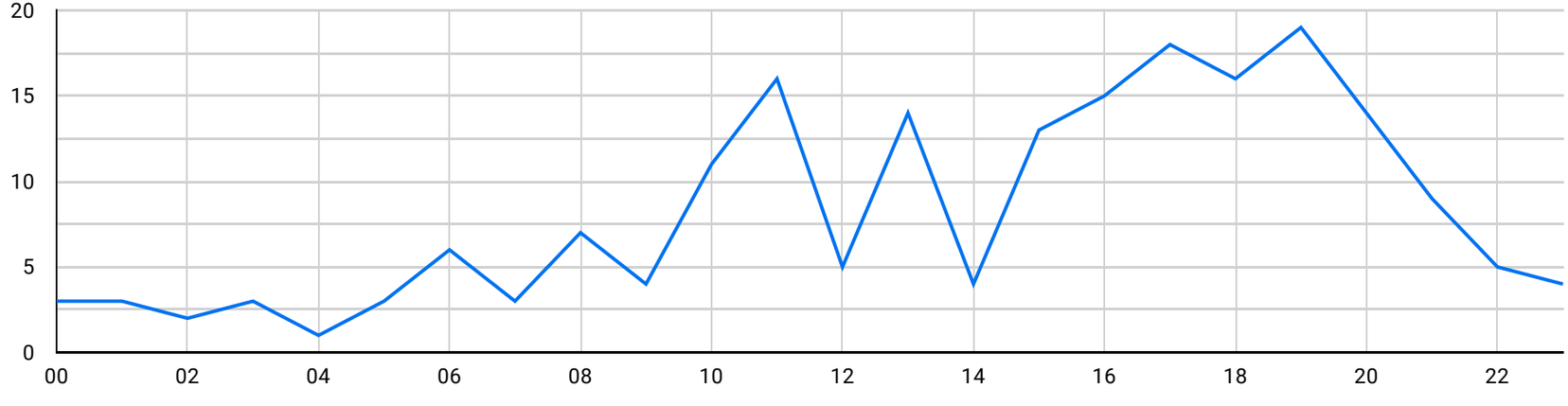

# Summary of reports collected in the past month

Record Count
13

## Breakdown of incidents by Incident category

| | Category | Record Count |
|---|---|---|
| 1. | Domestic Violence | 1 |
| 2. | Stalking | 1 |
| 3. | Ogling/Facial Ex... | 1 |
| 4. | Taking photos wi... | 1 |
| 5. | Touching /Groping | 1 |

1 - 14 / 14

## Breakdown of incidents by location

| | area | Record Count |
|---|---|---|
| 1. | Dilsukhnagar | 1 |
| 2. | Uppal | 1 |
| 3. | Sangeeta | 1 |
| 4. | Jubellihills | 1 |
| 5. | Gowliguda | 1 |
| 6. | Punjagutta | 1 |
| 7. | HITEC City | 1 |

1 - 13 / 13

## Trends according to time of the day

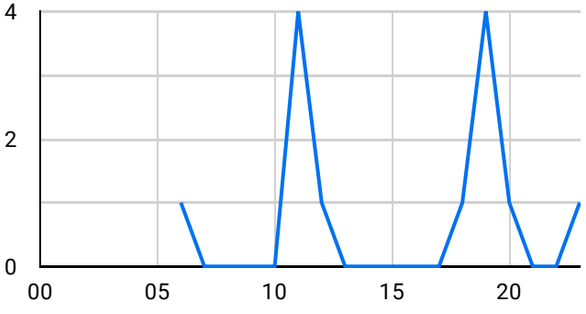


## Was the incident reported to the police?

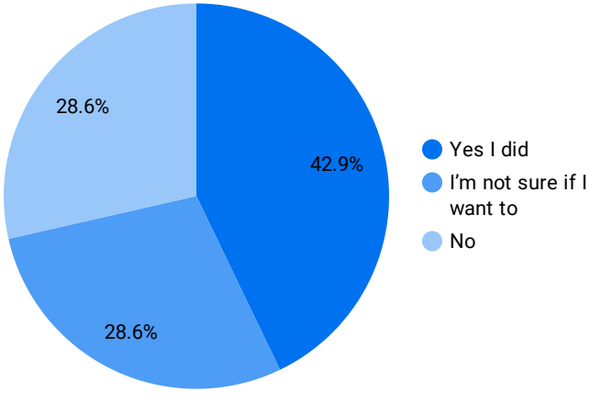


## Trends according to age of victim

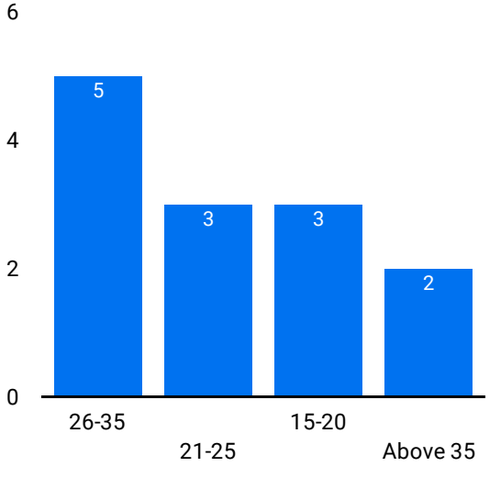

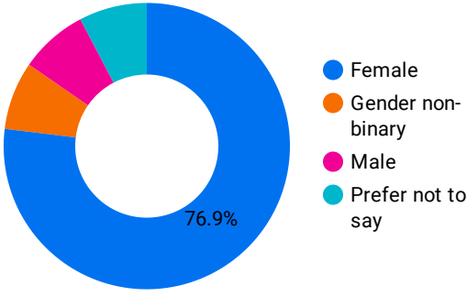
## Gender of victim